Creative Seeds

UNIT 6: FESTIVAL FUN

Theme: Global Celebrations



Unit 6 Overview: *Festival Fun*

Theme: Cultural Celebrations

Welcome to Unit 6, Festival Fun—a unit that explores the beauty and diversity of cultural celebrations around the world. In this unit, students will discover unique festival traditions and reflect on how these events bring people together. Through presentations and creative writing, students will celebrate the joy of festivals while developing their descriptive and storytelling skills.

Speaking Focus: Informative Presentation

Students will plan and deliver an informative presentation about a unique festival tradition from their own culture or another country. They will describe the festival, explain its significance, and highlight what makes it special. This task enhances their ability to organize information, use descriptive language, and speak confidently about cultural traditions.

Writing Focus: Lantern Party Diary Entry

Using a four-picture sequence, students will write a diary entry about an exciting and unexpected lantern party. They will practise using descriptive language with sensory details to vividly describe the sights, sounds, and emotions experienced during the event. This skill helps students create engaging and immersive diary entries.

Learning Objectives

By the end of this unit:

- Students will be able to deliver an informative presentation that highlights unique festival traditions with clarity and detail.
- Students will be able to write a four-paragraph diary entry using sensory details to enhance descriptive language.
- Students will be able to appreciate the significance of cultural celebrations and how they foster connection and joy.

We hope this unit inspires students to embrace cultural diversity, speak proudly about festival traditions, and write with creativity and vivid detail.

Let's celebrate the beauty of festivals together!

Part 1: Speaking – Informative Presentation

1.1 Warm-Up: Festivals in Hong Kong

Read the clues below. Write your answers in the crossword grid on the next page.

Across

1. A day to honour ancestors by cleaning their graves and paying respects with family gatherings in early April.

2. A festival celebrating the birth of Jesus and filled with lights, trees, and presents.

3. A festival about family reunion and enjoying delicious mooncakes under the bright full moon in the autumn.

6. A Christian festival celebrating new life and resurrection, famous for chocolate eggs and bunny decorations in spring.

7. A festival that remembers a loyal poet, Qu Yuan, is celebrated with exciting dragon boat races on the water every June.

11. A day to show love and care, celebrated on February 14th, with giving heart-shaped cards or gifts.

Down

1. A festival for peace and safety, and famous for its giant bun tower.

4. A festival welcoming a fresh start and celebrated with red packets and lion dances.

5. A festival for giving thanks and sharing a big meal with turkey.

8. A celebration of the beginning of a new year, marked with fireworks and countdowns.

9. A festival celebrating the goddess of the sea, Tin Hau, featuring colourful temple parades and traditional performances.

12. A festival about family togetherness and eating warm, sweet rice dumplings at dinner during the Lantern Festival in February.

Festival Crossword Puzzle

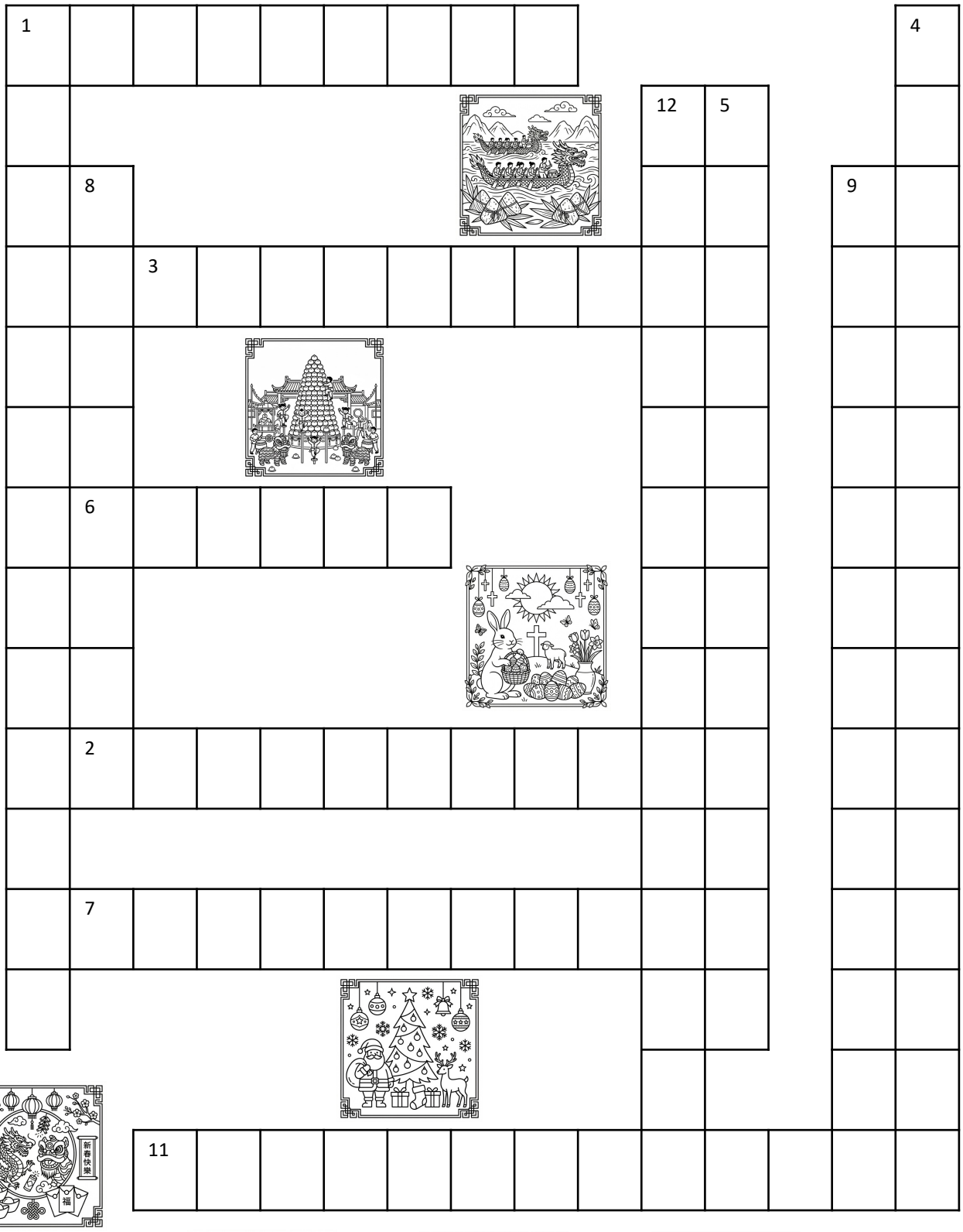

1.2 Planning Your Speech

Use the outline below to plan your presentation.

Part 1 – Greeting and Purpose

Sets the tone and tells the audience what to expect.

Part 2 – When It Happens & Cultural Meaning

Gives essential background so listeners understand the festival's origins and importance.

Part 3 – 3 Features of the Festival

Shares some features of the festival: food, activities, traditions, special events, clothing, decorations, stories or legends

Part 4 – Personal Meaning of the Festival

This is the reflective moment to show personal connection and make the speech more memorable.

Part 5 – Closing

Wraps up with a warm, confident ending.

1.3 Presentation Planning – Choose your topic and opening

1. Choose one thought-provoking idea from Table 1.
2. State what festival you will introduce clearly.
3. Add a short reason for your choice.

Speech Opening
Example: Festivals are stories we tell without using words. Today, I'm going to introduce the Mid-Autumn Festival, a celebration that shows what family and togetherness mean in our culture.
_____
_____
_____
Tip: Use a meaningful idea to hook your listeners from the very beginning!

Table 1: Thought-Provoking Idea
A festival is like a bridge between our history and our lives today.
In our busy world, festivals remind us to pause and enjoy simple moments.
A tradition only continues when people believe it is worth passing on.
A festival is a story told through food, colours, music, and actions.
Joy doesn't just happen — we create it when we celebrate as a community.
Festivals remind us of the people, memories, and values we treasure most.

1.4 Presentation Planning – Build Your Festival Content

1. Work out when your festival happens and what it means.
2. Choose three interesting features to introduce.
3. Add your personal meaning.

Festivals in Hong Kong
Chinese New Year **Date:** Between late January and mid-February (first day of the lunar year) **Meaning:** To welcome a new year with luck, health, and happiness **Tradition:** Visiting relatives, giving red packets, and doing lion and dragon dances **Food:** Dumplings, turnip cake, and sweet rice balls
Easter **Date:** March or April (on a Sunday) **Meaning:** A Christian festival celebrating the resurrection of Jesus Christ **Tradition:** Attending church services and joining Easter egg hunts **Food:** Chocolate eggs and hot cross buns
Mid-Autumn Festival **Date:** September or October (15th day of the 8th lunar month) **Meaning:** To celebrate family reunion and the harvest moon **Tradition:** Families admire the full moon and carry colourful lanterns **Food:** Mooncakes with lotus seed paste or egg yolk
Dragon Boat Festival **Date:** June (fifth day of the fifth lunar month) **Meaning:** To remember the ancient poet and hero Qu Yuan **Tradition:** Dragon boat races with paddling teams and loud drums **Food:** Sticky rice dumplings (*zongzi*) wrapped in bamboo leaves
Thanksgiving **Date:** Fourth Thursday of November **Meaning:** To give thanks for family, blessings, and a good harvest **Tradition:** Families share a meal and say what they are thankful for **Food:** Roast turkey, mashed potatoes, and pumpkin pie
Christmas **Date:** December 25 **Meaning:** A Christian festival celebrating the birth of Jesus Christ **Tradition:** Giving gifts, decorating Christmas trees, and joining church services **Food:** Roast turkey, Christmas pudding, and festive cakes
Tin Hau Festival **Date:** About three weeks after Easter (23rd day of the third lunar month) **Meaning:** To celebrate and thank Tin Hau, the Goddess of the Sea, for keeping sailors safe **Tradition:** Colourful parades, temple worship, and opera shows near the sea **Food:** Traditional snacks and vegetarian offerings

1.5 Presentation Planning – Craft Your Closing

1. Signal that you are finishing.
2. Leave the audience with a final thought.
3. End with a friendly wish or invitation.

Speech Closing
Example: Thank you for listening. I hope this festival helps you understand a little more about the traditions that shape who we are.
_____
_____
_____
Tip: End with a warm final thought that leaves your audience feeling connected to your festival!

Table 1: Closing Idea
I hope you can experience this festival one day.
I hope this festival helps you learn more about our culture.
This festival always reminds me to appreciate the people around me.
I hope you can picture the colours, sounds, and feelings of this festival.
May this festival bring you joy and good memories too.
Festivals remind us to slow down and enjoy moments with the people we love.

1.6 Class Showcase

Present your speech to the class.

Performance Checklist: Do a self-evaluation and tick the right box.

	Myself
Did I speak clearly and loudly enough?	
Did I maintain a steady pace without rushing?	
Did I use proper body language?	
Did I make eye contact?	
Did I smile and appear friendly?	
Did I speak confidently?	

Part 2: Writing – The Lantern Party

2.1 Picture Sequence

Look at the four pictures. Before you write your diary entry, think about what this festival means in Hong Kong.

Mid-Autumn Festival is a special time when families come together to enjoy the full moon, share mooncakes, and celebrate togetherness. Many children love carrying colourful lanterns around their neighbourhood, and families often enjoy a warm dinner before going outside to join the fun.

Lantern Party



2.2 Let's Discuss!

Let's dive into an exciting discussion to prepare for your writing task!

- What does a lantern party usually look like? Think about the lights, colours, and decorations.
- What sounds might you hear at a lively night-time celebration?
- How would you feel if you joined a lantern party for the very first time?
- What unexpected moment in the pictures would you write about in your diary?

2.3 Writing With Our Senses

Good writers help readers see, hear, smell, taste, and feel the moment. Use the exercises below to practice adding sensory details to your writing.

- ❑ **Match the Sense!** Draw our body part(s) to match each description to the correct sense.

1. The lanterns glowed like tiny suns.
2. The drums thumped loudly in my chest.
3. The sweet smell of pineapple buns filled the air.
4. The warm paper lantern felt smooth in my hands.
5. The sweet plum candy melted on my tongue.

- ❑ **Our Five Senses in Each Scene**

Look at each scene from the picture sequence. Use the table to record what the main character might see, hear, smell, taste, and feel to help you describe the Mid-Autumn night more vividly in your diary.

Scene / Setting	Sight	Hearing	Smell	Taste	Touch
1. Family Dinner					
2. Lantern Walk in the Neighbourhood					
3. Rainy Surprise					
4. Back Home Again					

2.5 Story Planner

Write one paragraph for each picture.

Paragraph 1 – Mid-Autumn Dinner

- Who was sitting around the table with you?
- What were you eating during the Mid-Autumn dinner?
- What could you see, smell, or hear in the dining room?
- How did your family make the dinner feel special?
- What were you thinking or feeling at the start of the evening?



Paragraph 2 – Lantern Time

- Who went outside with you after dinner?
- What did your lantern look like?
- What sounds filled the neighbourhood — voices, music, footsteps?
- How did the lanterns make the street look at night?
- How did you feel walking around with your lantern for the first time?

Paragraph 3 – The Rainy Surprise

- When did you notice the weather changing?
- What did the rain feel or sound like when it suddenly started?
- How did you react when your lantern got wet?
- What expression did you and your sibling have at that moment?
- What thoughts or worries went through your mind?

Paragraph 4 – A Warm Ending

- What happened when you returned home?
- What did the room look like with the lanterns hanging inside?
- What smells or tastes did you notice from the fruits and mooncakes?
- How did your family comfort or cheer you up?
- What did you realise or feel as the night came to an end?

2.6 Final Checklist

Proofread the story and check the box.

- ❑ Sentences begin with a capital letter.
- ❑ Full stops are where they should be.
- ❑ Past tense (simple past, past continuous and past perfect) is used correctly.
- ❑ All words are spelt correctly.
- ❑ Passive voice is used where possible to describe actions.
- ❑ Sentences are complete — no fragments or run-on sentences.
- ❑ Connectors are used to show sequence and cause-and-effect relationship.
- ❑ Ba-Da-Bing strategy is used appropriately.
- ❑ Sensory strategy is used appropriately.

C	H	I	N	G	M	I	N	G						C
H										W	T			H
E	N									I	H		T	I
U	E	M	I	D	A	U	T	U	M	N	A		N	N
N	W									T	N		I	E
G	Y									E	K		H	S
C	E	A	S	T	E	R				R	S		A	E
H	A									S	G		U	N
A	R									O	I		F	E
U	C	H	R	I	S	T	M	A	S	L	V		E	W
B										S	I		S	Y
U	D	R	A	G	O	N	B	O	A	T	N		T	E
N										I	G		I	A
										C			V	R
		V	A	L	E	N	T	I	N	E	S	D	A	Y